

Wi-Fi Calling Service at ACC North

In order to help you prepare for The 2018 NAMM Show, we are reaching out to let you know that cellular service may be limited throughout the ACC North.

We know how important it is to have full cell coverage so we have worked with the Anaheim Convention Center and Smart City to provide complimentary high-speed, robust Wi-Fi service to support Wi-Fi Calling.

Here is how to access this service:

Enable Wi-Fi on your device and select the wireless network named **ACC_North_Wireless**

Please do not select Anaheim_free_WiFi

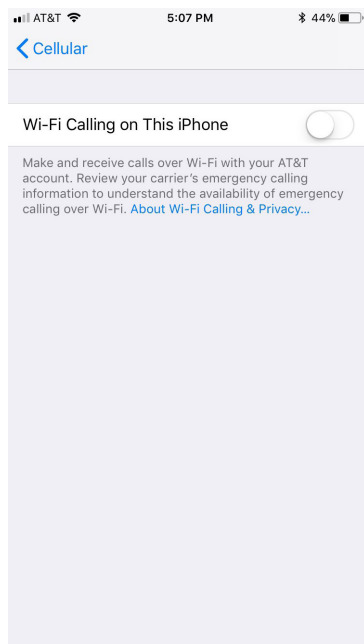
iPhone instructions:

1. Go to Settings
2. Tap Cellular or Phone (for iOS 10 and below)
3. Tap Wi-Fi Calling
4. Switch the Wi-Fi Calling on This iPhone on
5. You'll see a message about location data and what your carrier collects
6. Tap Enable to turn on Wi-Fi Calling

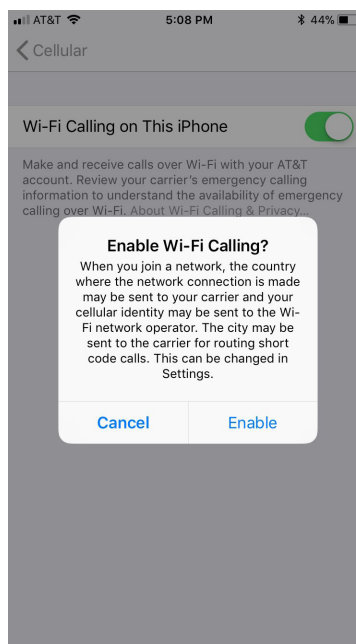
step 2



step 3, 4



steps 5, 6

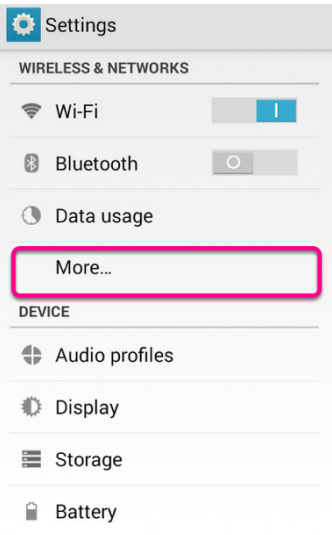


The NAMM Show
january 25/28 2018 california

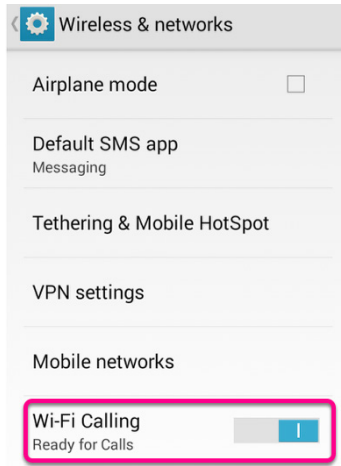
Android Instructions:

1. Go to your phone's Wireless and Network Settings
2. Select the More or More Networks option
3. Select Wi-Fi Calling and enable it

steps 1, 2



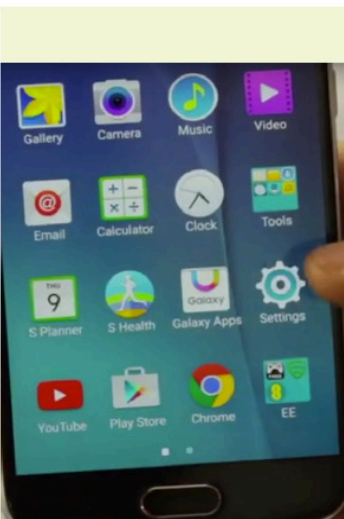
step 3



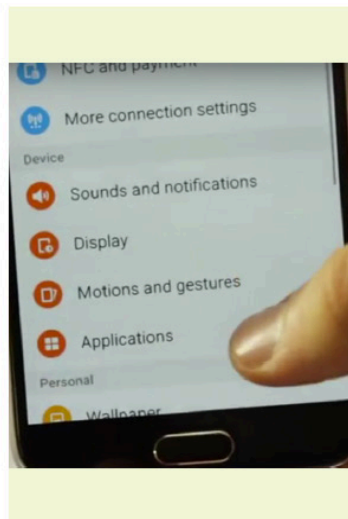
Galaxy Instructions:

1. Tap Settings
2. Scroll down and tap the Application icon
3. Tap Phone
4. Scroll down until you see Wi-Fi Calling
5. Tap the box next to it
6. You will see a message asking to confirm if you want to enable Wi-Fi Calling

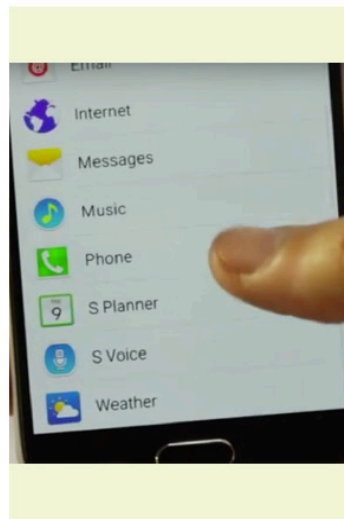
steps 1



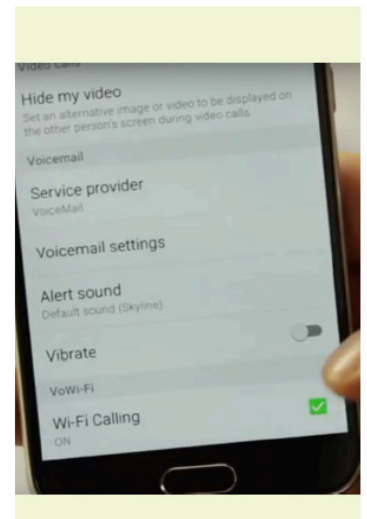
step 2



step 3



steps 5, 6



Certain operating system versions and cellular plans may have variations to activation steps, if you have any questions please about enabling Wi-Fi Calling while at The 2018 NAMM Show, **please contact Convention Center Guest Services at (714) 765-8950.**