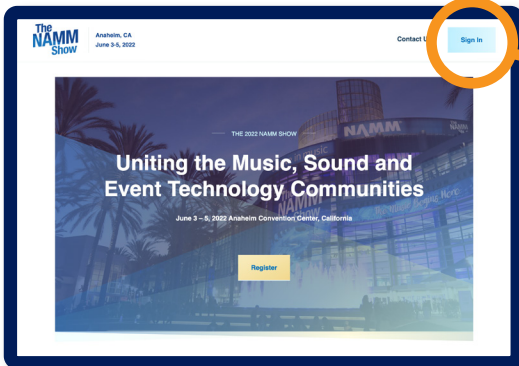


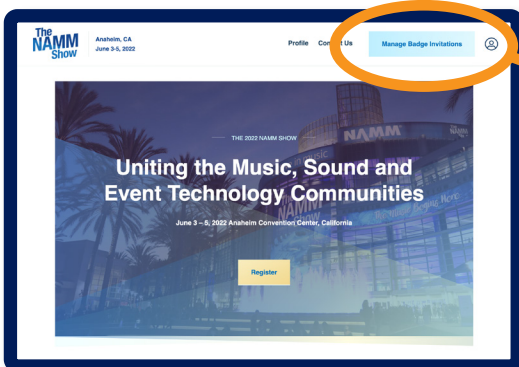
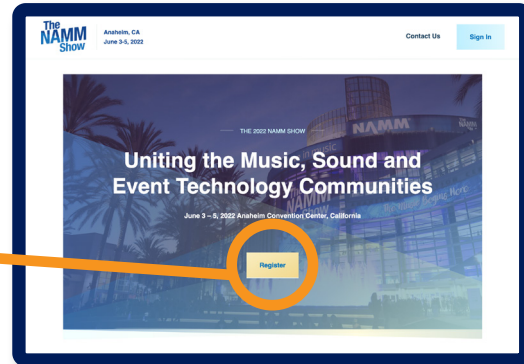
Use NAMM's New Invite System

registration.namm.org



1 Sign in

2 Register yourself first



3 Select Manage Badge Invitations

4 Follow the prompts

It's that easy!

You can send free badge invitations, using your allocation.
Or send paid badges, where your guest will pay a badge fee.



Visit here for a walk-through



Watch a quick tutorial video here



Questions?

We are here to help at registration@namm.org